



**BioGX**  
Molecular Made Easy

# Flu A, Flu B, RSV A/B Open System PCR Reagents

**REF** 450-070-HMP

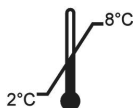


150 Reactions

## Product Insert

For Research Use Only: Not intended for In Vitro Diagnostic Use

For use with ABI QuantStudio™ 5, ABI 7500 Fast Dx, Bio-Rad CFX96 Touch™,  
Bio-Rad CFX384 Touch™



**RUO**



BioGX  
1500 First Avenue, North, L136, Birmingham, AL 35203, USA  
Phone: +1.205.250.8055  
Fax: +1.205.449.8055

## For Research Use Only

*Research use only reagents are not intended for human or animal diagnostic use. It is the responsibility of the end user to determine the performance of the reagents in an appropriately designed validation study for their intended use.*

The Flu A, Flu B, RSV A/B real-time PCR-based detection reagent is manufactured and packaged as an open system reagent (OSR) for use with open system platforms and has to be validated by the user. Examples of open system platforms are the Applied Biosystems QuantStudio™ 5 (Design & Analysis software version 1.5.1 or later), Applied Biosystems 7500 Fast Dx (SDS software version 1.4 or later), Bio-Rad CFX96 Touch™ or CFX384 Touch™ (Maestro software version 1.1 or later) real-time PCR platforms.

**PLEASE READ ENTIRE PACKAGE INSERT BEFORE PROCEEDING TO USE THE OSR.**

### **PRODUCT OVERVIEW**

The BioGX Sample-Ready™ OSR has been formulated in lyophilized format for the multiplex real-time PCR-based detection of RNA from Influenza A (matrix gene<sup>1</sup>), Influenza B (nonstructural gene<sup>1</sup>), RSV A and RSV B (nucleoprotein gene<sup>1</sup>) and a synthetic single stranded RNA that serves as an Internal Amplification Control (IAC). One format for the lyophilized Sample-Ready OSR kit is available:

ABI QuantStudio™ 5, ABI 7500 Fast Dx, Bio-Rad CFX96 Touch™ and Bio-Rad CFX384 Touch™ Platforms  
**REF 450-070-HMP**

### **Note:**

**OSR for ABI and Bio-Rad Platforms (450-070-HMP)** contain all PCR primers, probes, enzymes, dNTPs, MgCl<sub>2</sub>, buffers, and other components required for the PCR reaction. Synthetic single stranded RNA sequence is included in the OSR master mix and serves as Internal Amplification Control (IAC). No exogenous addition of Sample Processing Control (SPC) is needed.

### **PACKAGE CONTENTS**

**BioGX REF:** 450-070-HMP

**Platform(s):** ABI QuantStudio™ 5, ABI 7500 Fast Dx, Bio-Rad CFX96 Touch™ and Bio-Rad CFX384 Touch™

Each 150-reaction package consists of one pouch containing 3 vials.

Each vial contains BioGX lyophilized Sample-Ready™ OSR sufficient for 50 tests using purified nucleic acid template.

Molecular grade water is required to rehydrate the lyophilized reagents.

### **EQUIPMENT AND MATERIALS REQUIRED BUT NOT PROVIDED**

- Lyophilized Positive Control Template RNA Beads (10<sup>5</sup> copies/bead)
  - BioGX Flu A (Part number 720-0002)
  - BioGX Flu B (Part number 720-0003)
  - BioGX RSV A (Part number 720-0181)
  - BioGX RSV B (Part number 720-0182)
- BioGX Molecular Grade Water or equivalent
  - BioGX Rehydration Water (Part number: 800-0035-12)
- Vortex Genie 2 Vortexer (VWR catalog no. 58815-234) or equivalent
- Disposable nitrile gloves
- Applied Biosystems QuantStudio 5 (0.2 mL) consumables.
  - Thermo Fisher optical 8-tube strip (catalog no. 4316567)
  - Thermo Fisher ultra-clear optical caps, strips of 8 (catalog no. AB-0866)
  - Thermo Fisher 96-well optical clear reaction plates (catalog no. A36924)
  - Thermo Fisher 96-well qPCR plate seals (catalog no. AB-1170)
- Applied Biosystems 7500 Fast Dx (0.1 mL) consumables.
  - Thermo Fisher optical 8-tube strip (catalog no. 4358293)
  - Thermo Fisher ultra-clear optical caps, strips of 8 (catalog no. 4323032)
  - Thermo Fisher 96-well optical reaction plates (catalog no. 4346906)
  - Thermo Fisher 96-well qPCR plate seals (catalog no. 4311971)
- Bio-Rad CFX96 Touch consumables.
  - Bio-Rad 8-tube PCR strips without caps (catalog no. TLS0851)
  - Bio-Rad Optical flat 8-cap strips for PCR tubes (catalog no. TCS0803)
  - Bio-Rad 96-well plates (catalog no. HSP9655)
  - Bio-Rad 96-well plate sealing film, optical (catalog no. MSB1001)
- Bio-Rad CFX384 Touch consumables.
  - Bio-Rad 384-well plates (catalog no. HSP3905)
  - Bio-Rad 384-well plate sealing film, optical (catalog no. MSB1001)

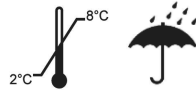
### WARNINGS AND PRECAUTIONS



- For research use only. Not intended for human or animal diagnostics use.
- If handling biological samples, treat as if capable of transmitting infectious agents in accordance with safe laboratory procedures such as those described in CLSI Document M29<sup>2</sup> and in Biosafety in Microbiological and Biomedical Laboratories<sup>3</sup>.
- BioGX REF: 450-070-HMP has been quality control tested only with the ABI QuantStudio™ 5, ABI 7500 Fast Dx, Bio-Rad CFX96 Touch™ and Bio-Rad CFX384 Touch™ real-time PCR platforms.
- Do not use the reagents if the protective pouches are open or torn upon arrival.
- Close reagent protective pouches promptly with the zip seal after each use. Remove any excess air in the pouches prior to sealing and store at 2-8 °C.
- Do not remove desiccant from the PCR master mix pouches.
- Do not use master mix if the desiccant is not present or is broken inside the pouches. Do not use reagent vials if they are opened or damaged.
- Do not mix reagents from different pouches and/or kits and/or lots.
- Do not use expired reagents and/or materials.
- Do not pipette by mouth.
- Do not smoke, drink, or eat in areas where samples or kits are being handled.
- Dispose of unused reagents and waste in accordance with country, federal, provincial, state, and local regulations.
- Clean and disinfect all surfaces with a 10% bleach solution followed by molecular grade water.
- Use clean gloves when handling PCR reagents.



### **STORAGE REQUIREMENTS AND RECOMMENDATIONS**



Reagents are stable at a temperature range of 2-30°C during shipment for 5 days, but BioGX recommends long-term storage at 2-8°C. Reagents have been tested to demonstrate optimal performance when stored properly and consumed by the Manufacturer Recommended Use By Date. The end user may opt to extend the useful life for Research Use Only reagents upon completing performance validations. BioGX's guarantee of reagent integrity does not extend beyond the Manufacturer Recommended Use By Date. Avoid exposing the reagents (lyophilized or rehydrated) to direct sunlight or long-term ambient lighting. Store unused rehydrated master mix up to 24 hours at 2-8°C, protected from light. Tightly reseal the pouch with unused vials and immediately return to a refrigerator after opening. To mitigate reagent performance degradation from exposure to moisture, BioGX suggests using the entire contents of the opened pouch within 1 month; however, the user may choose to verify an extended working time (> 1 month) by performance testing with positive controls and an examination of the sample preparation control target.

### **SAMPLE TYPES UTILIZED FOR QUALITY CONTROL TESTING**

- Swab samples collected in Copan Universal Transport Media (UTM<sup>®</sup>), BD<sup>™</sup> UVT or saline
- Nasal wash

**REAGENT OPTICAL CONFIGURATION**

**Table 1.** Optical Channel Configuration for REF 450-070-HMP.

Optical Channel (Fluorophore Equivalent)	Target
FAM	IAC
HEX	Flu A
Texas Red	RSV A/B
Cy5	Flu B
Cy5.5	Unused

**QUALITY CONTROL AND EXTRACTION TESTING PARAMETERS**

**ABI and Bio-Rad Platforms (BioGX REF: 450-070-HMP)**

As a starting point, users can import and install a PCR run file onto:

1. Applied Biosystems QuantStudio™ 5 (Design & Analysis software version 1.5.1 or later)
2. ABI 7500 Fast Dx (SDS software version 1.4 or later)
3. Bio-Rad CFX96 Touch™ (Maestro software version 1.1 or later)
4. Bio-Rad CFX384 Touch™ (Maestro software version 1.1 or later)

BioGX's most current ABI QuantStudio™ 5, ABI 7500 Fast Dx, Bio-Rad CFX96 Touch™, and Bio-Rad CFX384 Touch™ PCR run files utilized for quality control of this product can be obtained by sending an email to [TS@biogx.com](mailto:TS@biogx.com). Please refer to the Applied Biosystems QuantStudio™ 5 user manual<sup>4</sup> for uploading instructions. Please refer to the ABI 7500 Fast Dx user manual<sup>5</sup> for uploading instructions. Please refer to the Bio-Rad CFX96 Touch™ user manual<sup>6</sup> for uploading instructions. Please refer to the Bio-Rad CFX384 Touch™ user manual<sup>6</sup> for uploading instructions.

### SAMPLE VOLUMES UTILIZED DURING QUALITY CONTROL TESTING

The end user may choose to validate a different pretreatment method or volume of sample to load other than the sample processing used by BioGX for QC testing as outlined below.

#### **Swab sample (3 mL Copan Universal Transport Media (UTM<sup>®</sup>), BD<sup>™</sup> UVT or saline)**

##### **ABI and Bio-Rad Platforms (validated magnetic bead or silica column extraction kits)**

Thoroughly vortex the sample prior to processing. Follow manufacturer recommendations for extraction of appropriate sample volume. Transfer 5 µL of purified nucleic acid to master mix as described in Section: *BioGX Quality Control Test Setup Procedure for ABI and Bio-Rad Platforms*.

#### **Swab sample (1 mL Copan Universal Transport Media (UTM<sup>®</sup>), BD<sup>™</sup> UVT or saline)**

##### **ABI and Bio-Rad Platforms (validated magnetic bead or silica column extraction kits)**

Thoroughly vortex the sample prior to processing. Follow manufacturer recommendations for extraction of appropriate sample volume. Transfer 5 µL of purified nucleic acid to master mix as described in Section: *BioGX Quality Control Test Setup Procedure for ABI and Bio-Rad Platforms*.

#### **Nasal Wash**

**Pretreatment:** Freeze-thaw of nasal wash samples can provide better extraction results and reduce inhibitory effects.

##### **ABI and Bio-Rad Platforms (validated magnetic bead or silica column extraction kits)**

Thoroughly vortex the sample prior to processing. Follow manufacturer recommendations for extraction of appropriate sample volume. Transfer 5 µL of purified nucleic acid to master mix as described in Section: *BioGX Quality Control Test Setup Procedure for ABI and Bio-Rad Platforms*.

## BioGX QUALITY CONTROL TEST SETUP PROCEDURE

### ABI and Bio-Rad Platforms Quality Control Test Setup

**WEAR NITRILE GLOVES WHEN HANDLING LYOPHILIZED REAGENTS TO REDUCE THE GENERATION OF STATIC CHARGES. DO NOT USE LATEX GLOVES.**

BioGX Product 450-070-HMP is recommended for use with swab samples collected in 1 or 3 mL collection media (i.e. Copan UTM<sup>®</sup>, BD<sup>™</sup> UVT or saline) or nasal wash samples. For validated magnetic bead or silica column nucleic acid extraction method, pipette appropriate volume of sample into the extraction tube/plate and proceed with protocol as per manufacturer's instructions for use.

1. Transfer **500  $\mu$ L** of **molecular grade water** to one vial of lyophilized BioGX Flu A, Flu B, RSV A/B reagents. Mix by gently pipetting up and down with 1000  $\mu$ L pipet tip. (IMPORTANT: Keep rehydrated master mix in a cold block or on ice if set-up cannot be completed within 20 minutes. If the rehydrated master mix cannot be used immediately, it can be capped and stored up to 24 hours at 2-8°C, protected from light).
2. Transfer **10  $\mu$ L** of **rehydrated master mix** to the bottom of **50 empty wells** (8-tube PCR strips or 96-well PCR plate).
3. To each well containing **10  $\mu$ L** of **rehydrated master mix**, add **5  $\mu$ L** of **extracted sample**.
4. Affix the appropriate optical caps or optical plate seals.
5. Pulse spin the sealed PCR plate or tube to mix and bring liquid to the bottom.
6. Load 8-tube PCR strips or 96-well PCR plates into the real-time PCR platform and start the run. Avoid unnecessary delay once tubes/plates are loaded into the real-time PCR instrument.

## ASSAY PERFORMANCE

All BioGX Research Use Only products are designed to detect 20 copies or less of the target nucleic acid per reaction.



**INTERPRETATION OF RESULTS**

**Table 2.** Multiplex PCR Results Interpretation for 450-070-HMP.

Flu A	RSV A/B	Flu B	IAC	Interpretation
+	-	-	+/-	Flu A POSITIVE
-	+	-	+/-	RSV A/B POSITIVE
-	-	+	+/-	Flu B POSITIVE
-	-	-	+	Flu A, RSV A/B, Flu B NEGATIVE
-	-	-	-	Unresolved*

\*Failed PCR due to inhibition, reagent failure or incorrect assembly of PCR reaction.









**REFERENCES**

1. Chen, Yu, et al. "Simultaneous detection of influenza A, influenza B, and respiratory syncytial viruses and subtyping of influenza A H3N2 virus and H1N1 (2009) virus by multiplex real-time PCR." *Journal of clinical microbiology* 49.4 (2011): 1653-1656.
2. Clinical and Laboratory Standards Institute. Protection of laboratory workers from occupationally acquired infections; Approved Guideline. Document M29 (Refer to the latest edition).
3. Centers for Disease Control and Prevention and National Institutes of Health. Biosafety in Microbiological and Biomedical Laboratories. Choosewood L.C. and Wilson D.E. (eds) (2009). HHS Publication No. (CDC) 21-1112.
4. QuantStudio™ Design and Analysis software User Guide, ThermoFisher Scientific, Waltham, Massachusetts, USA (Refer to the latest version).
5. Applied Biosystems 7500 Fast Dx Real-Time PCR Instrument Instructions for Use (2012). Life Technologies Holdings Pte Ltd, Singapore. Publication Part Number 4406991 [Rev. E].
6. CFX96 Touch, CFX96 Touch Deep Well, CFX Connect, and CFX384 Touch Systems Instruction Manual (refer to the latest version), Bio-Rad Laboratories, Inc., Hercules, California, USA (Refer to the latest version).

**Please call BioGX or email [info@biogx.com](mailto:info@biogx.com) with any questions you may have regarding this product.**

Rev. #	Effective Date	Summary of Changes
01	28 SEP 2021	Initial Release.

**SYMBOLS**

Symbol	Meaning	Symbol	Meaning
	Catalog number		Contains sufficient for <n> tests
	Research Use Only		Manufacturer
	Keep dry		Temperature limitation
	Consult instructions for use		Biological Risks



bioGX  
1500 First Avenue, North, L136, Birmingham, AL 35203, USA  
Phone: +1.205.250.8055  
Fax: +1.205.449.8055