

Mycobacterium tuberculosis complex, Mycobacterium avium complex, Mycobacterium spp. Open System PCR Reagents

REF 450-054-Series



24 Reactions 450-054-C-MAX



64 Reactions 450-054-LMP

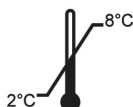
Product Insert

For Research Use Only: Not intended for In Vitro Diagnostic Use

For use with BD MAX™ System, ABI QuantStudio™ 5, ABI 7500 Fast Dx, Bio-Rad CFX96 Touch™, Bio-Rad CFX384 Touch™, BioGX pixl.16 real-time PCR platform



BioGX
1500 First Avenue, North, L136, Birmingham, AL 35203, USA
Phone: +1.205.250.8055
Fax: +1.205.449.8055



Mycobacterium tuberculosis complex, Mycobacterium avium complex, Mycobacterium spp. Open System PCR Reagents

For Research Use Only

Research use only reagents are not intended for human or animal diagnostic use. It is the responsibility of the end user to determine the performance of the reagents in an appropriately designed validation study for their intended use.

The Mycobacterium tuberculosis complex, Mycobacterium avium complex, Mycobacterium spp. real-time PCR-based detection reagent is manufactured and packaged as an open system reagent (OSR) for use with open system platforms and has to be validated by the user. Examples of open system platforms are the Applied Biosystems QuantStudio™ 5 (Design & Analysis software version 1.5.1 or later), Applied Biosystems 7500 Fast Dx (SDS software version 1.4 or later), Bio-Rad CFX96 Touch™, CFX384 Touch™ (Maestro software version 1.1 or later) or BioGX pixl.16 (For Android® based software version 1.6.9 or later) real-time PCR platforms.

PLEASE READ ENTIRE PACKAGE INSERT BEFORE PROCEEDING TO USE THE OSR.

PRODUCT OVERVIEW

The BioGX Sample-Ready™ OSR has been formulated in lyophilized format for the multiplex real-time PCR-based detection of DNA from *Mycobacterium tuberculosis* Complex (*IS6110* gene¹), Mycobacterium avium complex (rRNA ITS region gene²), Mycobacterium spp. (16S rRNA gene²) and a Sample Processing Control (SPC) (*Drosophila* DNA) for use with BD MAX extraction kit. The *Drosophila* DNA serves as both a sample processing control and an internal amplification control. The configuration compatible with the ABI, Bio-Rad and BioGX pixl.16 platform targets the human RNase P gene to serve as an endogenous extraction control. The two different formats for the lyophilized Sample-Ready OSR kits are available:

1. BD MAX™ System
REF 450-054-C-MAX
2. ABI QuantStudio™ 5, ABI 7500 Fast Dx, Bio-Rad CFX96 Touch™, Bio-Rad CFX384 Touch™ and BioGX pixl.16 Platforms
REF 450-054-LMP

**Mycobacterium tuberculosis complex,
Mycobacterium avium complex, Mycobacterium
spp.
Open System PCR Reagents**

Note:

BD MAX™ System OSR (450-054-C-MAX) contains all PCR primers, probes, enzymes, dNTPs, MgCl₂, buffers, and other components required for PCR reaction. BD MAX extraction kits available from Becton, Dickinson and Company include a *Drosophila* DNA sequence which serves as a Sample Processing Control (SPC). No exogenous addition of SPC is needed.

OSR for ABI, Bio-Rad and BioGX pixl.16 Platforms (450-054-LMP) contain all PCR primers, probes, enzymes, dNTPs, MgCl₂, buffers, and other components required for the PCR reaction. No exogenous addition of SPC is needed.

PACKAGE CONTENTS

BioGX REF: 450-054-C-MAX

Platform(s): BD MAX™ System

Each 24-reaction package contains two pouches:

1. First pouch contains 24 sealed BD MAX™ tubes of BioGX lyophilized Sample-Ready™ OSR, each tube sufficient for a 12.5 µL PCR reaction.
2. Second pouch contains 24 sealed BD MAX™ tubes, each containing 25 µL of OSR-specific BioGX Rehydration Buffer.

BioGX REF: 450-054-LMP

Platform(s): ABI QuantStudio™ 5, ABI 7500 Fast Dx, Bio-Rad CFX96 Touch™, Bio-Rad CFX384 Touch™ and BioGX pixl.16

Each 64-reaction package consists of one pouch:

The pouch contains 2 x 8-tube strips. Each tube contains BioGX lyophilized Sample-Ready™ OSR sufficient for 4 x 15 µL PCR reactions.

Note: 8-tube strips containing reagents **ARE NOT** compatible with ABI QuantStudio™ 5, ABI 7500 Fast Dx, Bio-Rad CFX96 Touch™, Bio-Rad CFX384 Touch™ and BioGX pixl.16 instruments.

Mycobacterium tuberculosis complex, Mycobacterium avium complex, Mycobacterium spp. Open System PCR Reagents

EQUIPMENT AND MATERIALS REQUIRED BUT NOT PROVIDED

- Lyophilized Positive Control Template DNA Beads (10⁵ copies/bead)
 - BioGX Mycobacterium tuberculosis Complex (Part number 720-0017)
 - BioGX Mycobacterium spp. (Part number 720-0059)
 - BioGX Mycobacterium avium complex (Part number 720-0058)
- Lyophilized Positive Control Template DNA Beads (10⁵ copies/bead) for ABI and Bio-Rad platforms
 - BioGX RNaseP (DNA) (Part number 720-0009)
- BioGX Molecular Grade Water or equivalent
 - BioGX Rehydration Water (Part number: 800-0035-12)
- BD MAX™ ExK™ DNA-1 (US BD catalog no. 442817/ International BD catalog no. 442818)
- BD MAX™ PCR Cartridges (US and International BD catalog no. 437519)
- Vortex Genie 2 Vortexer (VWR catalog no. 58815-234) or equivalent
- Disposable nitrile gloves
- Applied Biosystems QuantStudio 5 (0.2 mL) consumables.
 - Thermo Fisher optical 8-tube strip (catalog no. 4316567)
 - Thermo Fisher ultra-clear optical caps, strips of 8 (catalog no. AB-0866)
 - Thermo Fisher 96-well optical clear reaction plates (catalog no. A36924)
 - Thermo Fisher 96-well qPCR plate seals (catalog no. AB-1170)
- Applied Biosystems 7500 Fast Dx (0.1 mL) consumables.
 - Thermo Fisher optical 8-tube strip (catalog no. 4358293)
 - Thermo Fisher ultra-clear optical caps, strips of 8 (catalog no. 4323032)
 - Thermo Fisher 96-well optical reaction plates (catalog no. 4346906)
 - Thermo Fisher 96-well qPCR plate seals (catalog no. 4311971)
- Bio-Rad CFX96 Touch consumables.
 - Bio-Rad 8-tube PCR strips without caps (catalog no. TLS0851)
 - Bio-Rad Optical flat 8-cap strips for PCR tubes (catalog no. TCS0803)
 - Bio-Rad 96-well plates (catalog no. HSP9655)
 - Bio-Rad 96-well plate sealing film, optical (catalog no. MSB1001)
- Bio-Rad CFX384 Touch consumables.
 - Bio-Rad 384-well plates (catalog no. HSP3905)
 - Bio-Rad 384-well plate sealing film, optical (catalog no. MSB1001)
- BioGX pixl.16 real-time PCR instrument (BioGX catalog no. 650-016-PXL-R)
- BioGX pixl.16 consumables.
 - TempAssure® PCR 8-Tube Strips, Att. Optical Caps (BioGX catalog no. 010-280-ETS) or
 - EasyStrip™ Plus Tube Strip with Attached Ultra Clear Caps (Thermo Fisher catalog no. AB2005) or

Mycobacterium tuberculosis complex, Mycobacterium avium complex, Mycobacterium spp. Open System PCR Reagents

- Axygen® 0.2 mL Polypropylene PCR Tube Strips and attached Flat Cap Strips, 8 Tubes/Strip, (Corning catalog no. PCR-0208-AF-C)

WARNINGS AND PRECAUTIONS



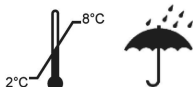
- For research use only. Not intended for human or animal diagnostics use.
- If handling biological samples, including used Extraction Kits and PCR Cartridges, treat as if capable of transmitting infectious agents in accordance with safe laboratory procedures such as those described in CLSI Document M29³ and in Biosafety in Microbiological and Biomedical Laboratories⁴
- BioGX REF: 450-054-C-MAX has been quality control tested only with the BD Open System Extraction Kits on the BD MAX[™] System.
- BioGX REF: 450-054-LMP has been quality control tested only with the ABI QuantStudio[™] 5, ABI 7500 Fast Dx, Bio-Rad CFX96 Touch[™], Bio-Rad CFX384 Touch[™] and BioGX pixl.16 real-time PCR platforms.
- Do not use the reagents if the protective pouches are open or torn upon arrival.
- Close reagent protective pouches promptly with the zip seal after each use. Remove any excess air in the pouches prior to sealing and store at 2-8 °C.
- Do not remove desiccant from the PCR master mix pouches.
- Do not use Sample-Ready[™] master mix if the desiccant is not present or is broken inside the Sample-Ready[™] master mix pouches.
- Do not use reagent tubes if the foil seal has been opened or damaged.
- Do not mix reagents from different pouches and/or kits and/or lots.
- Do not use expired reagents and/or materials.



- Refer to BD MAX[™] ExK[™] DNA-1 Extraction Kit Instructions or to other respective nucleic acid extraction kits manufacturers' instructions for information about proper handling, cautions, and proper waste disposal.
- Do not mix septum caps between Sample Buffer Tubes or re-use septum caps as contamination may occur and compromise test results.
- Check BD Unitized Reagent Strips for proper liquid fills (ensure that the liquids are at the bottom of the tubes).
- Do not pipette by mouth.
- Do not smoke, drink, or eat in areas where samples or kits are being handled.
- Dispose of unused reagents and waste in accordance with country, federal, provincial, state, and local regulations.
- Use clean gloves when handling extraction kit components and PCR reagents and buffer tubes.

Mycobacterium tuberculosis complex, Mycobacterium avium complex, Mycobacterium spp. Open System PCR Reagents

STORAGE REQUIREMENTS AND RECOMMENDATIONS



Reagents are stable at a temperature range of 2-30°C during shipment for 5 days, but BioGX recommends long-term storage at 2-8°C. Reagents have been tested to demonstrate optimal performance when stored properly and consumed by the Manufacturer Recommended Use By Date. The end user may opt to extend the useful life for Research Use Only reagents upon completing their own performance validations. BioGX's guarantee of reagent integrity does not extend beyond the Manufacturer Recommended Use By Date when stored properly. Avoid exposing the reagents (lyophilized or rehydrated) to direct sunlight or long-term ambient lighting. Tightly reseal the pouch with unused reactions and immediately return to a refrigerator after opening. To mitigate reagent performance degradation from exposure to moisture, BioGX suggests using the entire contents of the opened pouch within 1 month; however, the user may choose to verify an extended working time > 1 month by performance testing with positive controls and an examination of the sample preparation control target.

SAMPLE TYPES UTILIZED FOR QUALITY CONTROL TESTING

- Pretreated sputum samples
- Pretreated bronchoalveolar lavage (BAL) samples

REAGENT OPTICAL CONFIGURATION

Table 1A. Optical Channel Configuration for REF 450-054-C-MAX.

Optical Channel (Fluorophore Equivalent)	Target
FAM	Mycobacterium tuberculosis complex
HEX	Mycobacterium spp.
Texas Red	Mycobacterium avium complex
Cy5	Unused
Cy5.5	SPC

Mycobacterium tuberculosis complex, Mycobacterium avium complex, Mycobacterium spp. Open System PCR Reagents

Table 1B. Optical Channel Configuration for REF 450-054-LMP.

Optical Channel (Fluorophore Equivalent)	Target
FAM	Mycobacterium tuberculosis complex
HEX	Mycobacterium spp.
Texas Red	Mycobacterium avium complex
Cy5	RNase P
Cy5.5	Unused

QUALITY CONTROL AND EXTRACTION TESTING PARAMETERS

BD MAX™ System (BioGX REF: 450-054-C-MAX)

As a starting point, users can import and install the Electronic User Defined Protocol (eUDP) that utilizes **ExK DNA-1** extraction kits onto the BD MAX™. BioGX's most current eUDP utilized for quality control of this product can be obtained by sending an email to TS@biogx.com. Please refer to the BD MAX™ user manual⁵ for uploading instructions.

ABI, Bio-Rad and BioGX pixl.16 Platforms (BioGX REF: 450-054-LMP)

As a starting point, users can import and install a PCR run file onto:

1. Applied Biosystems QuantStudio™ 5 (Design & Analysis software version 1.5.1 or later)
2. ABI 7500 Fast Dx (SDS software version 1.4 or later)
3. Bio-Rad CFX96 Touch™ (Maestro software version 1.1 or later)
4. Bio-Rad CFX384 Touch™ (Maestro software version 1.1 or later)
5. BioGX pixl.16 real-time PCR platform (For Android® based software version 1.6.9 or later)

Mycobacterium tuberculosis complex, Mycobacterium avium complex, Mycobacterium spp. Open System PCR Reagents

BioGX's most current ABI QuantStudio™ 5, ABI 7500 Fast Dx, Bio-Rad CFX96 Touch™, Bio-Rad CFX384 Touch™ and BioGX pixl.16 PCR run files utilized for quality control of this product can be obtained by sending an email to TS@biogx.com. Please refer to the Applied Biosystems QuantStudio™ 5 user manual⁶ for uploading instructions. Please refer to the ABI 7500 Fast Dx user manual⁷ for uploading instructions. Please refer to the Bio-Rad CFX96 Touch™ user manual⁸ for uploading instructions. Please refer to the Bio-Rad CFX384 Touch™ user manual⁸ for uploading instructions. Please refer to the BioGX pixl.16 user manual⁹ for uploading instructions.

SAMPLE VOLUMES UTILIZED DURING QUALITY CONTROL TESTING

The end user may choose to validate a different pretreatment method or volume of sample to load other than the sample processing used by BioGX for QC testing as outlined below.

PRETREATMENT PROCEDURES FOR VISCOUS SAMPLES TYPES (i.e., sputum and BAL)

APPROPRIATE LOCKING-CAP TUBES OR A LID-LOCK RACK MUST BE USED WHEN SAMPLES ARE BOILED. THE END USER SHOULD USE APPROPRIATE BIOSAFETY PROTOCOLS (INCLUDING A BIOSAFETY HOOD AND RESPIRATOR) WHEN PROCESSING SPUTUM or BAL SAMPLES THAT POTENTIALLY CONTAIN MYCOBACTERIA.

For viscous samples, the use of a mucolytic agent to reduce viscosity and support efficient DNA extraction is recommended. Examples of three different pretreatment protocols to reduce viscosity of sputum or BAL samples are outlined below. Note: Pretreatment reagents are not included with BioGX 450-054-C-MAX/450-054-LMP.

1. **Proteinase K Pretreatment:** Pellet sample (250 µL sputum or 500 µL BAL) by centrifugation at 20,000 x g for 15 min, decant and wash pellet with 1 mL 20mM Tris HCl pH 8, centrifuge at 20,000 x g for 15 min, decant and add 250 µL of Proteinase K solution (1 mg/mL), incubate at 56°- 65°C for 30 minutes. After Proteinase K digestion, heat to 100°C for 10-15 minutes. Allow for cooling to room temperature.

BD MAX™ System

Once the pretreated sample has cooled to ambient temperature, pipette 200 µL of pretreated sample into the BD MAX™ Sample Buffer Tube (SBT), aseptically place the BD™ septum cap on each SBT. Pulse vortex the SBT for 1-3 seconds, and load the SBT into the extraction tray.

Mycobacterium tuberculosis complex, Mycobacterium avium complex, Mycobacterium spp. Open System PCR Reagents

ABI, Bio-Rad and BioGX pixl.16 Platforms (validated magnetic bead or silica column extraction kits)

Once the pretreated sample has cooled to ambient temperature, follow manufacturer recommendations for extraction of appropriate sample volume of pretreated sample into validated magnetic-bead or silica column extraction device and proceed with nucleic acid purification.

2. **Copan SL solution Pretreatment:** (Copan catalog #099CE.A) is a mucolytic agent that supports rapid digestion but does not provide decontamination of natural flora. Manufacturer recommendations should be followed. Depending on the mucopolysaccharide content of the sample, incubation time can range from 15 minutes to 120 minutes.

BD MAX™ System

Pipette 200 µL of pretreated sample into the BD MAX™ Sample Buffer Tube (SBT), aseptically place the BD™ septum cap on each SBT. Pulse vortex the SBT for 1-3 seconds, and load the SBT into the extraction tray.

ABI, Bio-Rad and BioGX pixl.16 Platforms (validated magnetic bead or silica column extraction kits)

Once the pretreated sample has cooled to ambient temperature, follow manufacturer recommendations for extraction of appropriate sample volume of pretreated sample into validated magnetic-bead or silica column extraction device and proceed with nucleic acid purification.

3. **BD BBL® MycoPrep™ Pretreatment:** (BD catalog # 240862) supports both mucolytic digestion and decontamination of natural flora. Manufacturer recommendations for BD BBL® MycoPrep™ should be followed. Depending on the mucopolysaccharide content of the sample, incubation time can range from 15 minutes to 30 minutes.

BD MAX™ System

Pipette 200 µL of pretreated sample into the BD MAX™ Sample Buffer Tube (SBT), aseptically place the BD™ septum cap on each SBT. Pulse vortex the SBT for 1-3 seconds, and load the SBT into the extraction tray.

Mycobacterium tuberculosis complex, Mycobacterium avium complex, Mycobacterium spp. Open System PCR Reagents

ABI, Bio-Rad and BioGX pixl.16 Platforms (validated magnetic bead or silica column extraction kits)

Once the pretreated sample has cooled to ambient temperature, follow manufacturer recommendations for extraction of appropriate sample volume of pretreated sample into validated magnetic-bead or silica column extraction device and proceed with nucleic acid purification.

BioGX QUALITY CONTROL TEST SETUP PROCEDURE

BD MAX™ System Quality Control Test Setup

Loading a Sample Buffer Tube (SBT)

1. Add the appropriate sample volume to each SBT.
2. Aseptically place BD™ septum cap on each SBT.
3. Vortex the SBT for 1-3 seconds.
4. Load the SBT into the extraction tray.

WEAR NITRILE GLOVES WHEN HANDLING LYOPHILIZED REAGENTS TO REDUCE THE GENERATION OF STATIC CHARGES. DO NOT USE LATEX GLOVES.

Assembly of BD MAX Extraction Strips and BioGX Reagents

1. Choose the appropriate BD MAX™ extraction kit (see above). DO NOT use BD MAX™ master mix or the blank 0.3 mL conical tubes that come with the extraction kit.
2. Load the selected extraction cartridges into the extraction tray, 1 per sample to be tested.
3. Snap one BD MAX™ ExK™ DNA Extraction tube into snap-in position 1 (Snap-1) of each extraction strip (**Figure 1**).
4. Snap one BioGX Sample-Ready™ lyophilized reagent tube into position 2 (Snap-2) of each extraction strip. Check to make sure the lyophilized cake is at the bottom of the tube prior to inserting into the strip. The funnel-shaped cake may be in any orientation (v, >, ^, <).
5. Snap one BioGX Rehydration Buffer tube into position 3 (Snap-3) of each extraction strip. Check to make sure the buffer is at the bottom of the tube prior to inserting into the strip. Position 4 (Snap-4) will remain empty.
6. Lift the tray and briefly examine the bottom of each strip to ensure all reagents are at the bottom of each tube and bubbles are not present in Extraction buffer reservoirs.

Mycobacterium tuberculosis complex, Mycobacterium avium complex, Mycobacterium spp. Open System PCR Reagents

7. Proceed with worklist generation and sample loading per BD MAX™ operating instructions. Select the appropriate User Defined Protocol (UDP). Load the extraction tray and, if necessary, a new PCR card into the instrument, close the door, and click “Start Run.”
8. Analyze the results by opening the completed run file in the “Results” tab.

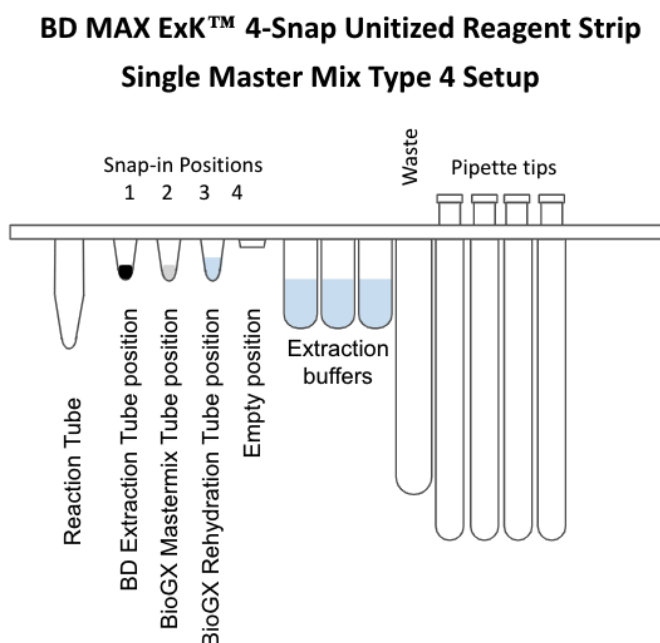


Figure 1. Diagram of BD MAX™ ExK™ 4-snap Unitized Reagent Strips

Important Note

Always first insert all Snap-1 tubes, then all Snap-2 tubes, then all Snap-3 tubes. The Snap 4 position will remain empty unless the user has set up the reagent to run in dual master mix mode.

Approximately 25 µL of extracted nucleic acid remains in the position 3 tube after extraction. This may be removed and saved for further analyses after the run has been completed.

Mycobacterium tuberculosis complex, Mycobacterium avium complex, Mycobacterium spp. Open System PCR Reagents

ABI, Bio-Rad and BioGX pixl.16 Platforms Quality Control Test Setup

WEAR NITRILE GLOVES WHEN HANDLING LYOPHILIZED REAGENTS TO REDUCE THE GENERATION OF STATIC CHARGES. DO NOT USE LATEX GLOVES.

Assembly of BioGX Reagents

1. Prepare the appropriate number of 8-tube PCR strips, 96-well or 384-well PCR plates.
2. Transfer 40 μ L of molecular grade water to one vial of lyophilized BioGX reagents. The rehydrated master mix is more than sufficient for 4 samples to be tested.

Note: 8-tube strips containing reagents **ARE NOT** compatible with ABI QuantStudio™ 5, ABI 7500 Fast Dx, Bio-Rad CFX96 Touch™, Bio-Rad CFX384 Touch™ and BioGX pixl.16 Platforms. Rehydrated master mix must be transferred to 8-tube PCR strips, 96-well or 384-well PCR plates compatible with appropriate instruments.

3. Mix by gently pipetting up and down. (IMPORTANT: Keep rehydrated master mix in a cold block or on ice if setup cannot be completed within 20 minutes. If the rehydrated master mix cannot be used immediately, it can be capped and stored up to 24 hours at 2-8°C, protected from light).
4. Transfer 10 μ L of rehydrated master mix to the bottom of 4 empty wells.
5. To each well containing 10 μ L of rehydrated master mix, add 5 μ L of extracted sample.
6. Affix the appropriate optical caps or optical plate seals.
7. Pulse spin the sealed PCR plate or tube to mix and bring liquid to the bottom.
8. Load 8-tube PCR strips, 96-well or 384-well PCR plates into the real-time PCR platform and start the run. Avoid unnecessary delay once tubes/plates are loaded into the real-time PCR instrument.

Mycobacterium tuberculosis complex, Mycobacterium avium complex, Mycobacterium spp. Open System PCR Reagents

INTERPRETATION OF RESULTS

Table 2A. Multiplex PCR Results Interpretation for 450-054-C-MAX.

Mycobacterium tuberculosis complex	Mycobacterium spp.	Mycobacterium avium complex	SPC	Interpretation
+	+/-	-	+/-	Mycobacterium tuberculosis complex POSITIVE
-	+	-	+/-	Mycobacterium spp. POSITIVE
-	+/-	+	+/-	Mycobacterium avium complex POSITIVE
-	-	-	+	Mycobacterium tuberculosis complex, Mycobacterium spp., Mycobacterium avium complex NEGATIVE
-	-	-	-	Unresolved*

*Failed PCR due to inhibition, reagent failure or incorrect assembly of PCR reaction.

Table 2B. Multiplex PCR Results Interpretation for 450-054-LMP.

Mycobacterium tuberculosis complex	Mycobacterium spp.	Mycobacterium avium complex	RNase P	Interpretation
+	+/-	-	+/-	Mycobacterium tuberculosis complex POSITIVE
-	+	-	+/-	Mycobacterium spp. POSITIVE
-	+/-	+	+/-	Mycobacterium avium complex POSITIVE
-	-	-	+	Mycobacterium tuberculosis complex, Mycobacterium spp., Mycobacterium avium complex NEGATIVE
-	-	-	-	Unresolved*

*Failed PCR due to inhibition, reagent failure or incorrect assembly of PCR reaction.

ASSAY PERFORMANCE

All BioGX Research Use Only products are designed to detect 20 copies or less of the target nucleic acid per reaction.

Mycobacterium tuberculosis complex, Mycobacterium avium complex, Mycobacterium spp. Open System PCR Reagents

REFERENCES









1. Savelkoul P.H.M., Catsburg A., et. al. Detection of *Mycobacterium tuberculosis* complex with real-time PCR: Comparison of different primer-probe sets based on the *IS6110* element. *J. Micro Methods* 66 (2006) 177-180.
2. Rocchetti, Talita T., et al. "Validation of a multiplex real-time PCR assay for detection of Mycobacterium spp., Mycobacterium tuberculosis complex, and Mycobacterium avium complex directly from clinical samples by use of the BD Max open system." *Journal of clinical microbiology* 54.6 (2016): 1644-1647.
3. Clinical and Laboratory Standards Institute. Protection of laboratory workers from occupationally acquired infections; Approved Guideline. Document M29 (Refer to the latest edition).
4. Centers for Disease Control and Prevention and National Institutes of Health. Biosafety in Microbiological and Biomedical Laboratories. Choosewood L.C. and Wilson D.E. (eds) (2009). HHS Publication No. (CDC) 21-1112.
5. BD MAX™ System User's Manual (refer to the latest revision) BD Life Sciences, Sparks, Maryland 21152 USA.
6. QuantStudio™ Design and Analysis software User Guide, ThermoFisher Scientific, Waltham, Massachusetts, USA (Refer to the latest version).
7. Applied Biosystems 7500 Fast Dx Real-Time PCR Instrument Instructions for Use (2012). Life Technologies Holdings Pte Ltd, Singapore. Publication Part Number 4406991 [Rev. E].
8. CFX96 Touch, CFX96 Touch Deep Well, CFX Connect, and CFX384 Touch Systems Instruction Manual (refer to the latest version), Bio-Rad Laboratories, Inc., Hercules, California, USA (Refer to the latest version).
9. BioGX pixl.16 Real-Time PCR Platform Instructions for Use (refer to the latest version), BioGX, Inc., Birmingham, Alabama, USA.

Please call BioGX or email info@biogx.com with any questions you may have regarding this product.

Rev. #	Effective Date	Summary of Changes
05	05 APR 2024	Update of result interpretation tables 2A and 2B
04	22 FEB 2023	Update of result interpretation tables 2A and 2B
03	27 JUL 2022	Addition of BioGX pixl.16 real-time PCR platform
02	04 AUG 2021	Update branding, extraction control for ABI and Bio-Rad platforms and storage conditions.
01	28 MAY 2021	Initial Release.

**Mycobacterium tuberculosis complex,
Mycobacterium avium complex, Mycobacterium
spp.
Open System PCR Reagents**

SYMBOLS

Symbol	Meaning	Symbol	Meaning
	Catalog number		Contains sufficient for <n> tests
	Research Use Only		Manufacturer
	Keep dry		Temperature limitation
	Consult instructions for use		Biological Risks



BioGX

BioGX
1500 First Avenue, North, L136, Birmingham, AL 35203, USA
Phone: +1.205.250.8055
Fax: +1.205.449.8055